

Millburn

January 2018 Market Snapshot

Units	Address	Style	Bedrms	Baths	DOM	Orig. List Price	List Price	Sales Price	SP:LP	Total Assessment	SP:AV
1	16 Sunset Drive	Colonial	3	3.0	47	\$698,000	\$685,000	\$668,000	97.52%	\$653,400	1.02
2	10 S Mountain Road	Colonial	3	1.1	12	\$625,000	\$625,000	\$695,000	111.20%	\$696,100	1.00
3	15 Rahway Road	Colonial	3	3.1	15	\$839,000	\$839,000	\$785,000	93.56%	\$788,100	1.00
4	18B Rector Street	TwndEndUn	5	4.1	16	\$1,149,000	\$1,079,000	\$999,999	92.68%		
AVERAGE					23	\$827,750	\$807,000	\$787,000	98.74%		1.01

"ACTIVE" Listings in Millburn

Number of Units: 12
Average List Price: \$884,817
Average Days on Market: 19

"UNDER CONTRACT" Listings in Millburn

Number of Units: 7
Average List Price: \$773,843
Average Days on Market: 75

Millburn 2018 Year to Date Market Trends

YTD	January	February	March	April	May	June	July	August	September	October	November	December	YTD AVG
Days on Market	23												23
List Price	\$807,000												\$807,000
Sales Price	\$787,000												\$787,000
Sales Price as a % of List Price	98.74%												98.74%
Sales Price to Assessed Value	1.01												1.01
# Units Sold	4												4
Active Listings	12												12
Under Contracts	7												7

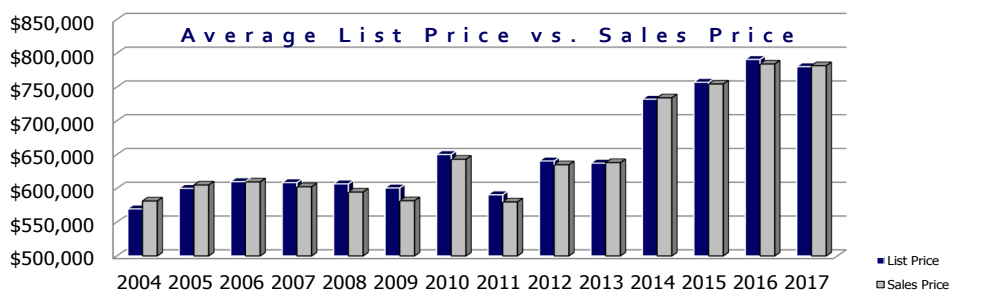
Flashback! YTD 2017 vs YTD 2018

YTD	2017	2018	% Change
Days on Market	149	23	-84.93%
Sales Price	\$912,571	\$787,000	-13.76%
Sales Price to Assessed Value	1.11	1.01	-9.72%

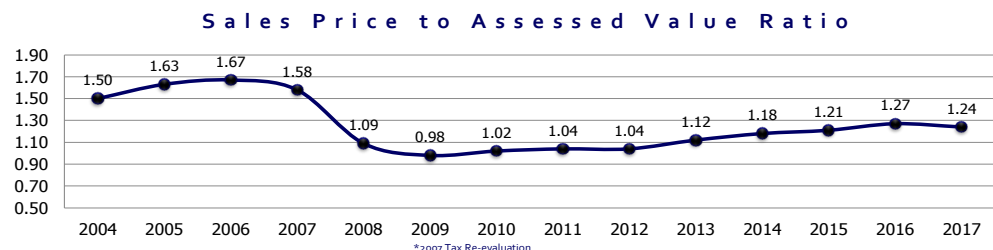


YTD	2017	2018	% Change
# Units Sold	7	4	-42.86%
Active Listings	14	12	-14.29%
Under Contracts	17	7	-58.82%

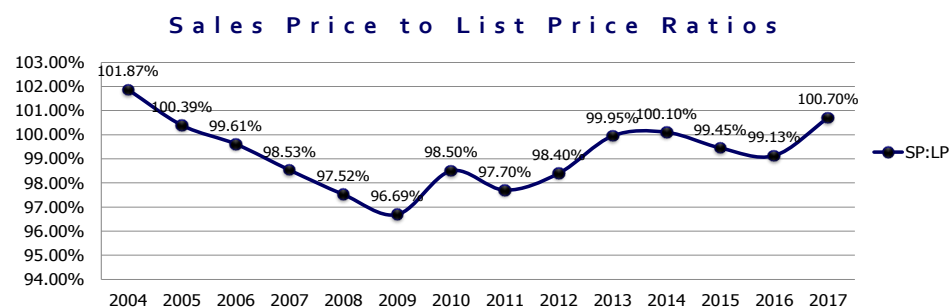
Millburn Yearly Market Trends



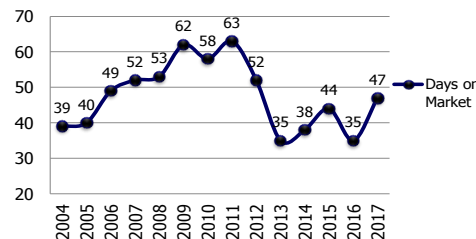
	2004	2005	2006	2007	2008	2009	2010	2011	2012	2013	2014	2015	2016	2017
LP	\$569,609	\$599,980	\$610,041	\$608,441	\$606,636	\$600,629	\$650,173	\$590,527	\$640,603	\$637,344	\$731,984	\$757,032	\$790,793	\$780,104
SP	\$581,274	\$604,983	\$609,523	\$602,349	\$594,510	\$581,626	\$643,078	\$579,916	\$634,919	\$638,079	\$734,040	\$754,490	\$784,069	\$781,605



Millburn Yearly Market Trends



Average Days on Market



Number of Units Sold

